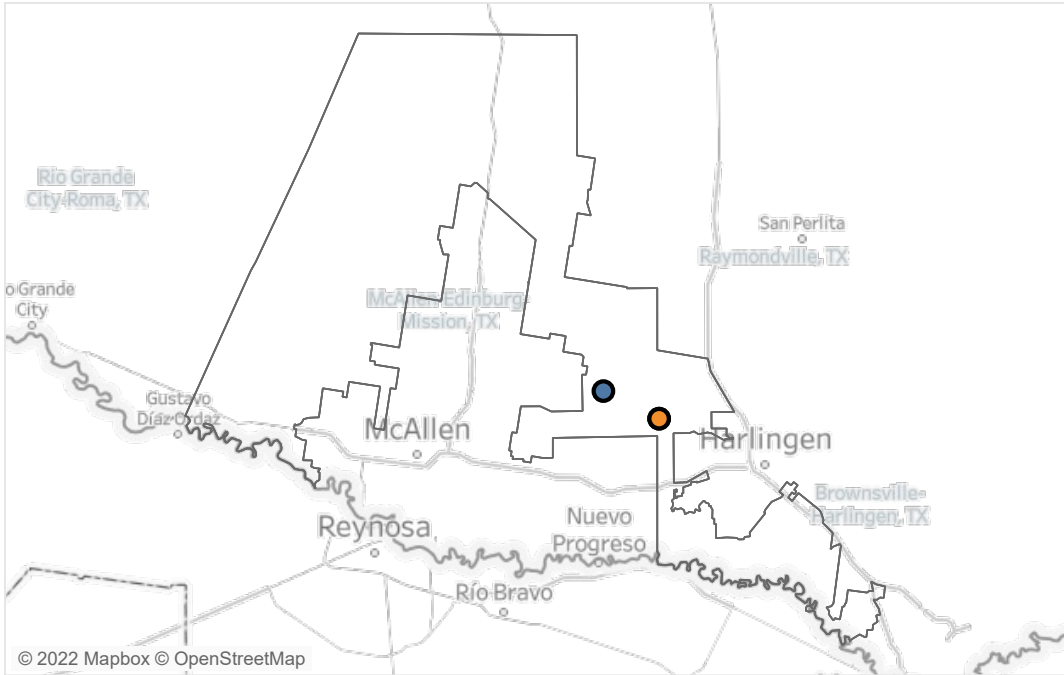


Health Centers in TX HD35 - Rep. Oscar Longoria



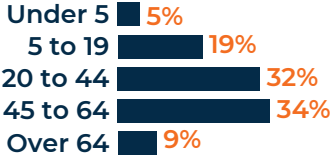
Health Center	Number of Sites in District
Nuestra Clinica Del Valle	1
Su Clinica	2

Community health centers (or FQHCs) provide comprehensive primary and preventive healthcare services to underserved communities across Texas. In 2021, health centers in your district provided medical, dental, behavioral health, pharmacy, and other services to thousands of patients. Below is a snapshot of health center impact in the district:

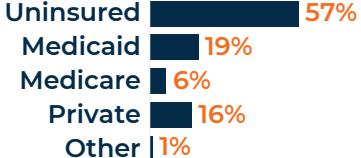
Patients Served
58,071

Estimated Patients in Poverty
76%

Patient Age



Patient Insurance



Health centers are economic engines in their communities, creating jobs and generating dollars in the local economy:

Personal Income Generated: \$39,581,314
Total Economic Output: \$83,624,821
Total Jobs Generated: 937

The data in this fact sheet represents all the clinics operated by health centers that have at least one clinic in your district. The data is health center specific and not district specific.
 Source: 2021 UDS; Implan 2021 Data & Health Center Audits

*In process of applying for FQHC status; **FQHC Look-A-Like; ^Ryan White Clinic and Member