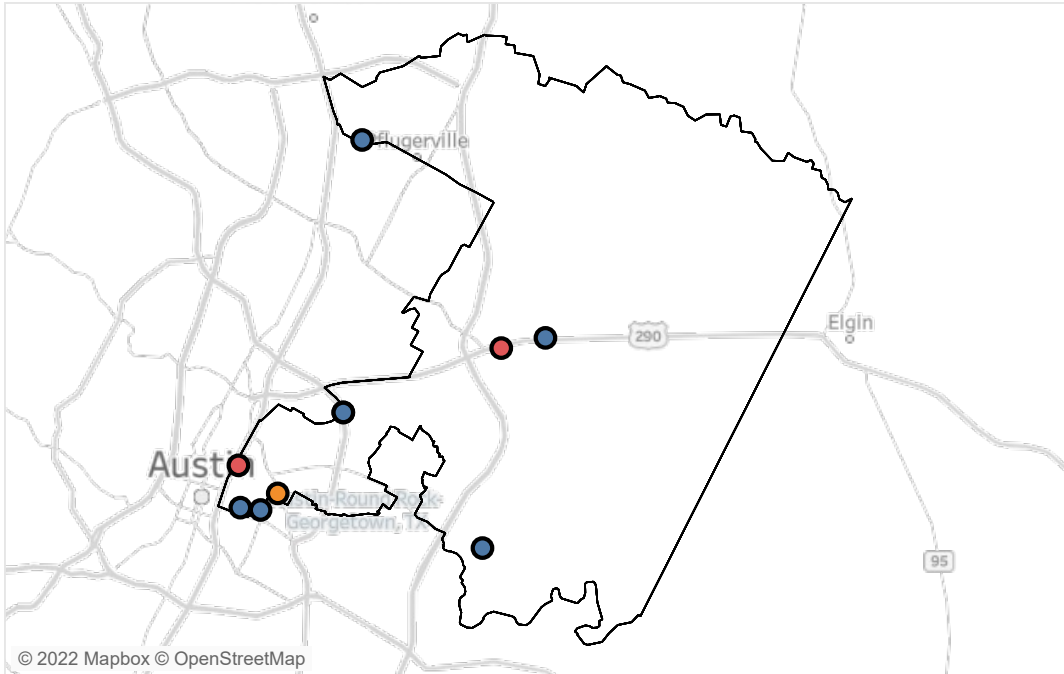


Health Centers in TX HD46 & 48 - Rep. Sheryl Cole

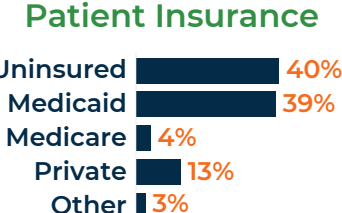
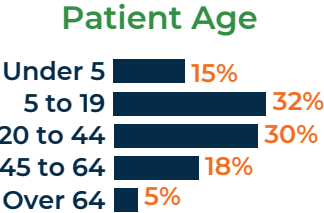


Health Center	Number of Sites in District	
CommUnityCare	7	■
Lone Star Circle of Care	1	■
People's Community Clinic	2	■

Community health centers (or FQHCs) provide comprehensive primary and preventive healthcare services to underserved communities across Texas. In 2021, health centers in your district provided medical, dental, behavioral health, pharmacy, and other services to thousands of patients. Below is a snapshot of health center impact in the district:

Patients Served
244,354

Estimated Patients In Poverty
67%



Health centers are economic engines in their communities, creating jobs and generating dollars in the local economy:

Personal Income Generated: \$197,263,722
Total Economic Output: \$416,476,080
Total Jobs Generated: 3,309

The data in this fact sheet represents all the clinics operated by health centers that have at least one clinic in your district. The data is health center specific and not district specific.
 Source: 2021 UDS; Implan 2021 Data & Health Center Audits

*In process of applying for FQHC status; **FQHC Look-A-Like; ^Ryan White Clinic and Member