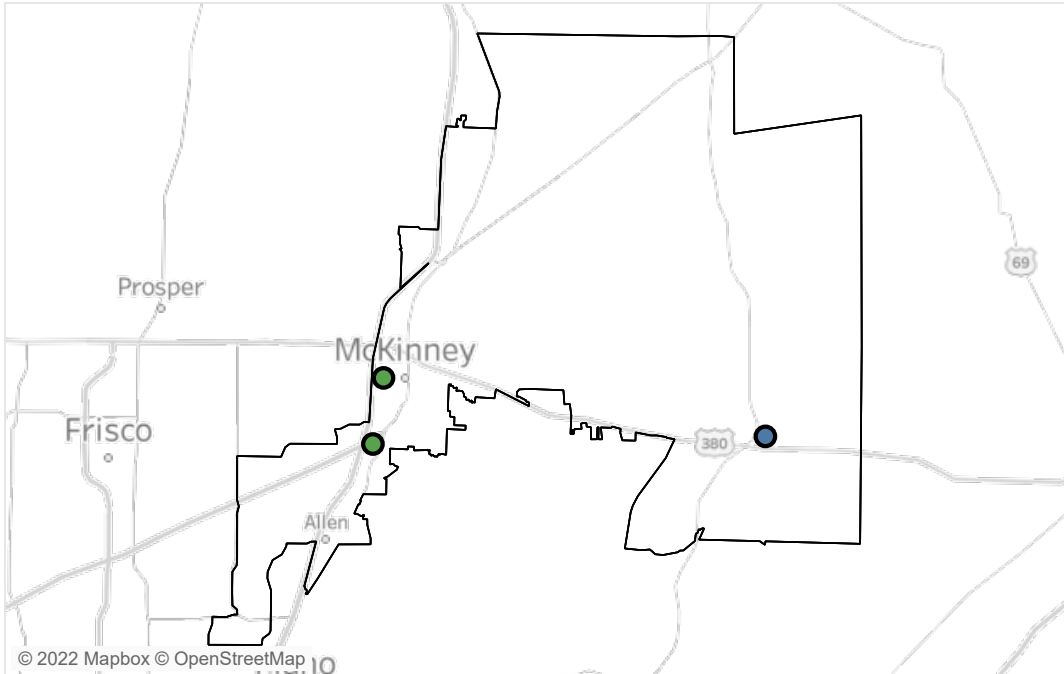


Health Centers in TX HD67 - Rep. Jeff Leach



Health Center	Number of Sites in District
Carevide	1
Community Healthcare Center	2

Community health centers (or FQHCs) provide comprehensive primary and preventive healthcare services to underserved communities across Texas. In 2021, health centers in your district provided medical, dental, behavioral health, pharmacy, and other services to thousands of patients. Below is a snapshot of health center impact in the district:

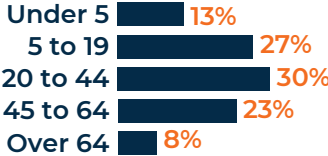
Patients Served

62,875

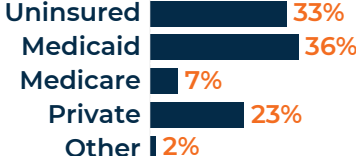
Estimated Patients In Poverty

64%

Patient Age



Patient Insurance



Health centers are economic engines in their communities, creating jobs and generating dollars in the local economy:

Personal Income Generated: \$30,554,707
Total Economic Output: \$64,534,429
Total Jobs Generated: 608

The data in this fact sheet represents all the clinics operated by health centers that have at least one clinic in your district. The data is health center specific and not district specific.
 Source: 2021 UDS; Implan 2021 Data & Health Center Audits

*In process of applying for FQHC status; **FQHC Look-A-Like; ^Ryan White Clinic and Member